

4th Period: 6^{+h} & 7^{+h}

**Need Graph Paper
and Straight Edge!**

pg. 206-207: 1-9(a), 11, 13, 17, 19-25(b), 29, 33-35 (a)

1) ordered pair

2) 5

3) quadrants

6) never

7) always

8) always

9) always

10) A(-3, 2) B(-1, -2)

C(2, 0) D(2, 3)

19) IV 21) I 23) III

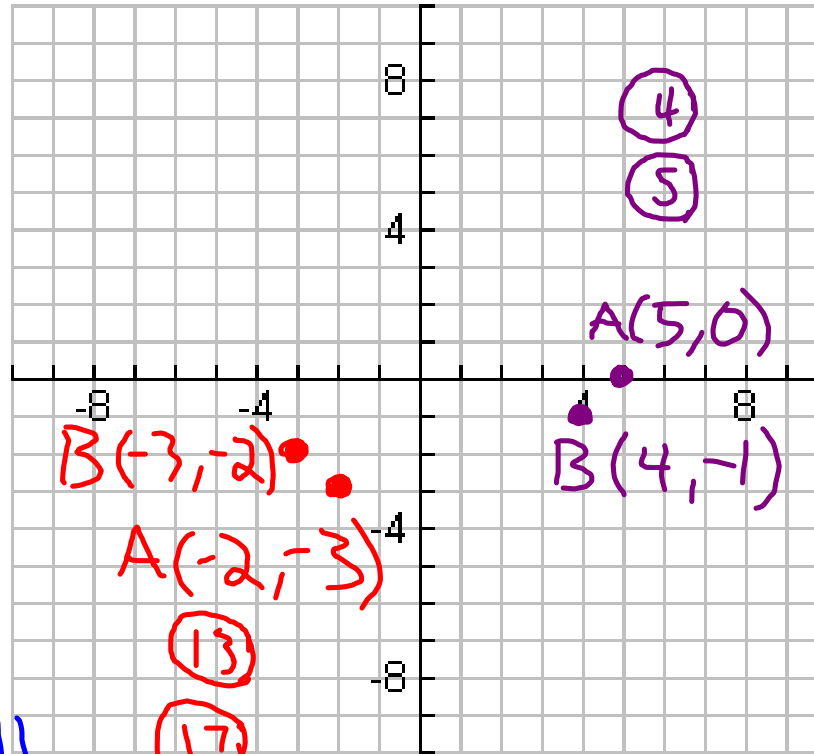
25) III 29) C

34) 2.1; 4.3;

Slowest is to the left

Fastest is to the Right

36) As the wing-beat increases;
The wing length decreases.



Blank side

Nov. 07, 200'6

4.2. Graphing Linear Equations

Linear Equations: an equation in the Form

A.K.A. $Ax + By = C$

Standard Form

A, B, +C are Integers

Solution of an Equation: two variables, ordered pair (x, y) , that make the equation True!

Check Solutions:

$$A=1$$

$$B=2$$

$$C=5$$

Given the linear Equ

$$\underline{x+2y=5} \rightarrow \text{Standard Form}$$

find if $(1,2)$ & $(7,-3)$ are Solutions

try $(1,2)$ (x,y)

$$x+2y=5 \rightarrow \text{exp.}$$

$$(1)+2(2) \stackrel{?}{=} 5 \rightarrow \text{sub.}$$

$$\left. \begin{array}{l} 1+4 \stackrel{?}{=} 5 \\ 5 = 5 \checkmark \end{array} \right\} \rightarrow \text{simp.}$$

yes...
 $(1,2)$
is a
Solution

$$x+2y=5 \rightarrow \text{exp. } (7,-3)$$

$$(7)+2(-3) \stackrel{?}{=} 5 \rightarrow \text{sub.}$$

$$\left. \begin{array}{l} 7+(-6) \stackrel{?}{=} 5 \\ 1 \neq 5 \end{array} \right\} \rightarrow \text{simp.}$$

NO...
 $(7,-3)$
is NOT a
Solution

function form: isolate the 'y'

$$12x + 3y = 6 \rightarrow \text{Standard form}$$

$-12x$ $-12x$

$$\frac{3y}{3} = \frac{-12x}{3} + \frac{6}{3}$$

→ Always Put the 'x' Value first

function form

$$y = -4x + 2$$

Same equation, Same Line, Just two different forms.

find solutions

$$y = -4x + 2$$

function
form

Choose a
value for
x
Solve for
y

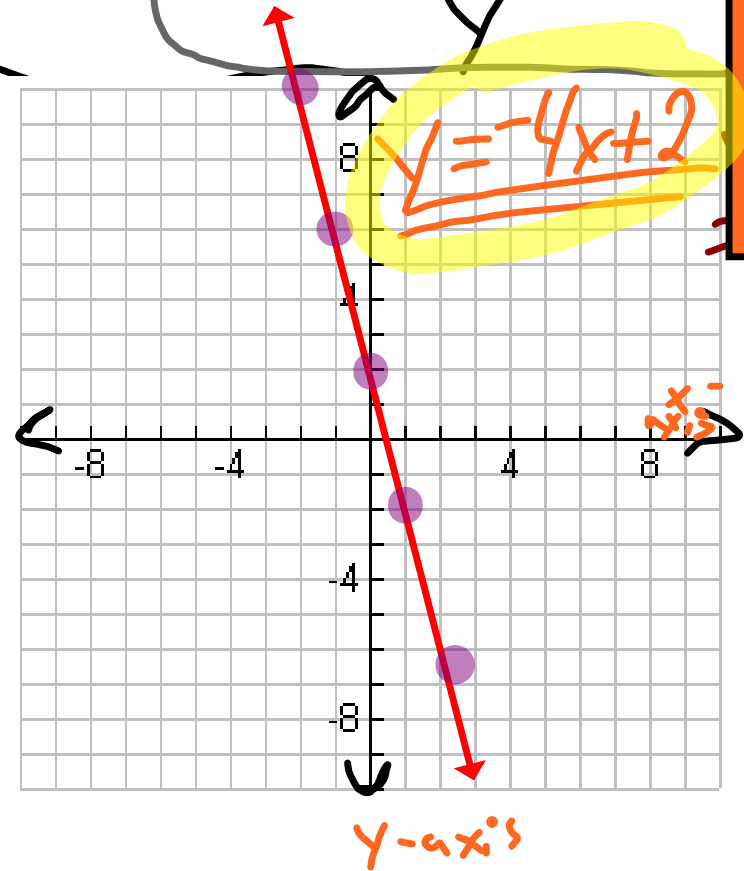
| x | y |
|----|----|
| -2 | 10 |
| -1 | 6 |
| 0 | 2 |
| 1 | -2 |
| 2 | -6 |

Graph

Line

Plot

$(-2, 10), (-1, 6), (0, 2)$
 $(1, -2), (2, -6)$



The Works to

$$4y - 2x = 8$$

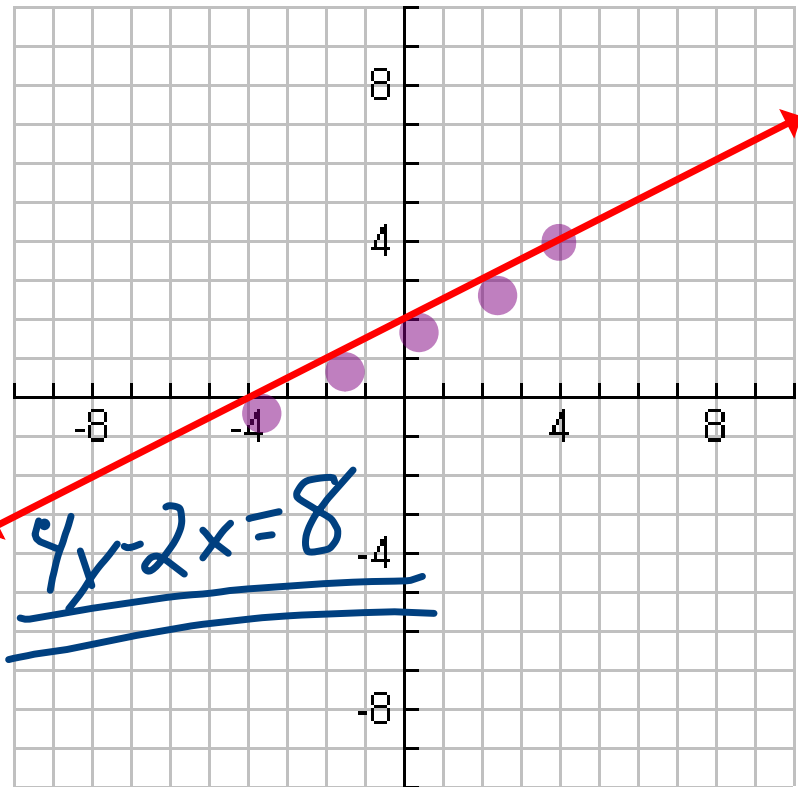
$4y - 2x = 8$ solve for 'y' \rightarrow Standard form

$+2x$ $+2x$

$$\frac{4y}{4} = \frac{2x + 8}{4}$$

$$y = \frac{1}{2}x + 2$$

| x | y |
|----|---|
| -4 | 0 |
| -2 | 1 |
| 0 | 2 |
| 2 | 3 |
| 4 | 4 |



O. T. L.

 ① Write the "Summary" chart into notes from page 212

② Pg. 213-214: 17-29 (odd), 40-48 (all)

only 3 lines per Coord. Plane!